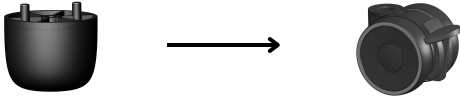





OAS Sofa

Instructions for switching from foot to castor



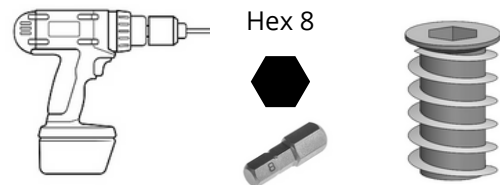
Step 1

Remove the gliders



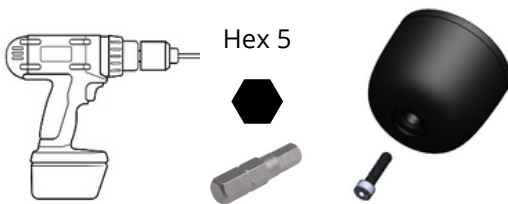
Step 2

Remove the steel inserts with a screwdriver



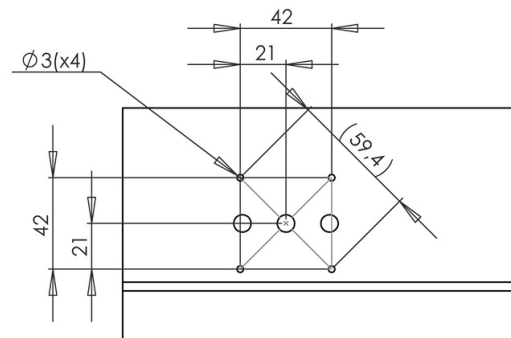
Step 3

Remove the screws with a screwdriver



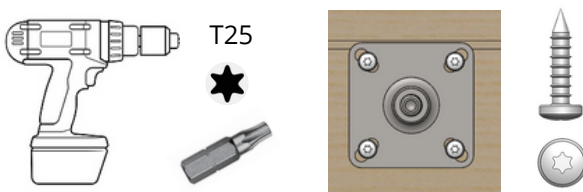
Step 4

Drill 4 holes $\varnothing 3\text{mm}$ according to these measurements, repeat on the other sides.



Step 5

Use screw UKT 5x20 (x16) to fastening the steel plates for the castors.



Step 3

Put the castors on

